

Posture seat - Foam

Company _____

Identification

Sex Age Weight Height

Measurement date

Desired deadline

Applicator

Measurements

Finite measurements Measurements _____ + mm

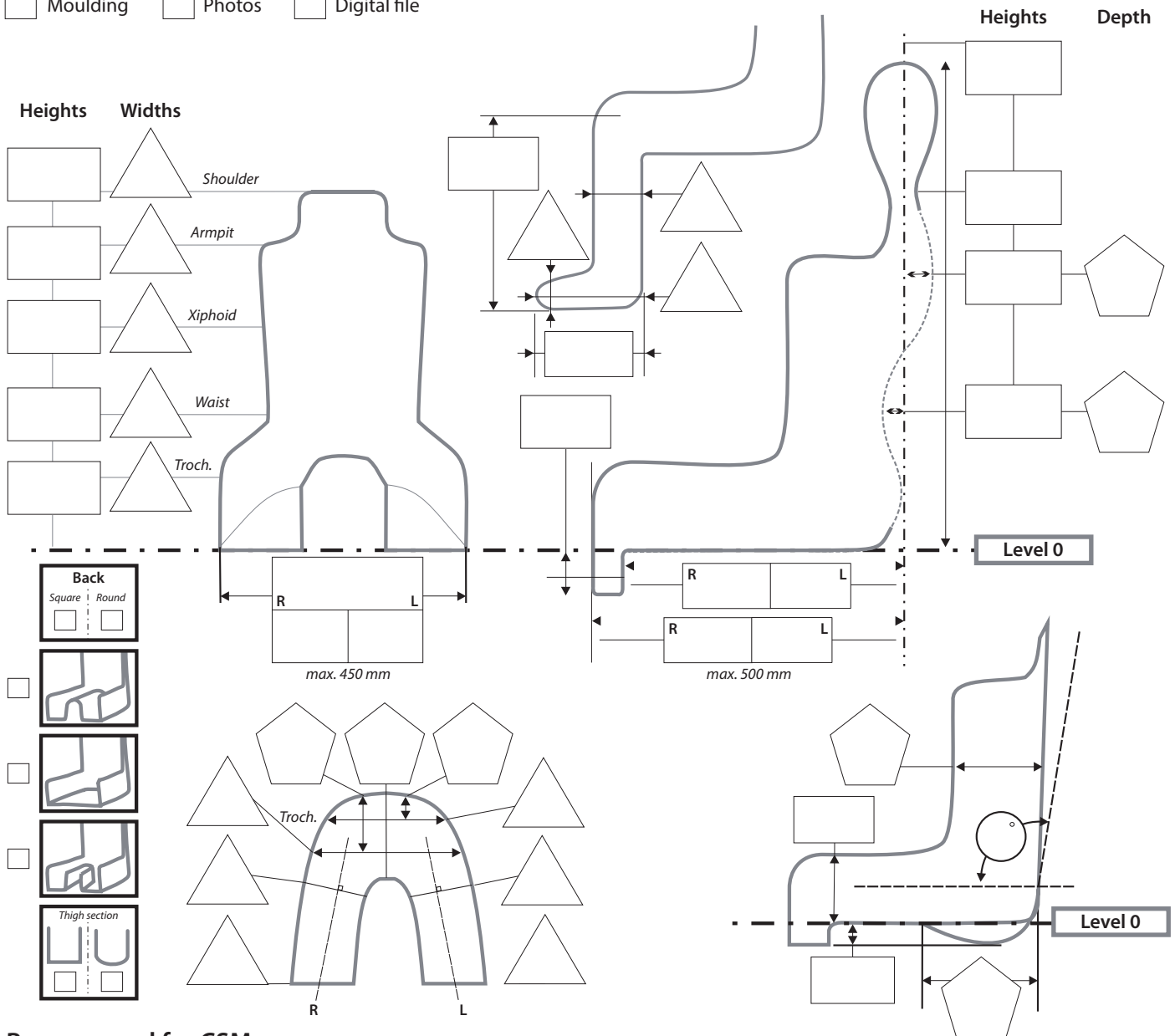
Elements provided

Moulding Photos Digital file

Foam density

COFLEX Light patient/child COFERM Heavy patient/adult

COMED Average weight patient



Box reserved for CSM

Apparatus No

Operator

CSM production ref.

Posture seat - Shell

Company

Patient

Identity

Sex

Age

Weight

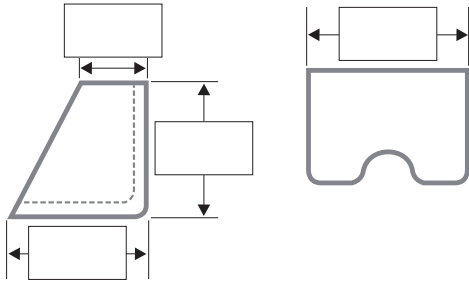
Height

Measurement date

Desired deadline

Applicator

Footrest measurements



Measurements

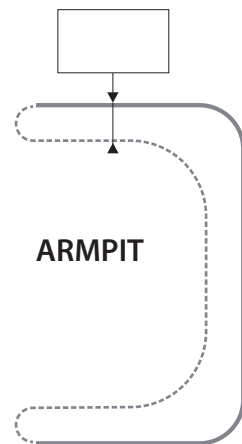
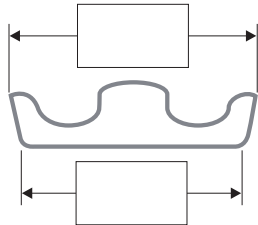


Failing a measurement, the external rigid shell will be adjusted with:

Posterior profile: +/- 50 mm at vertices

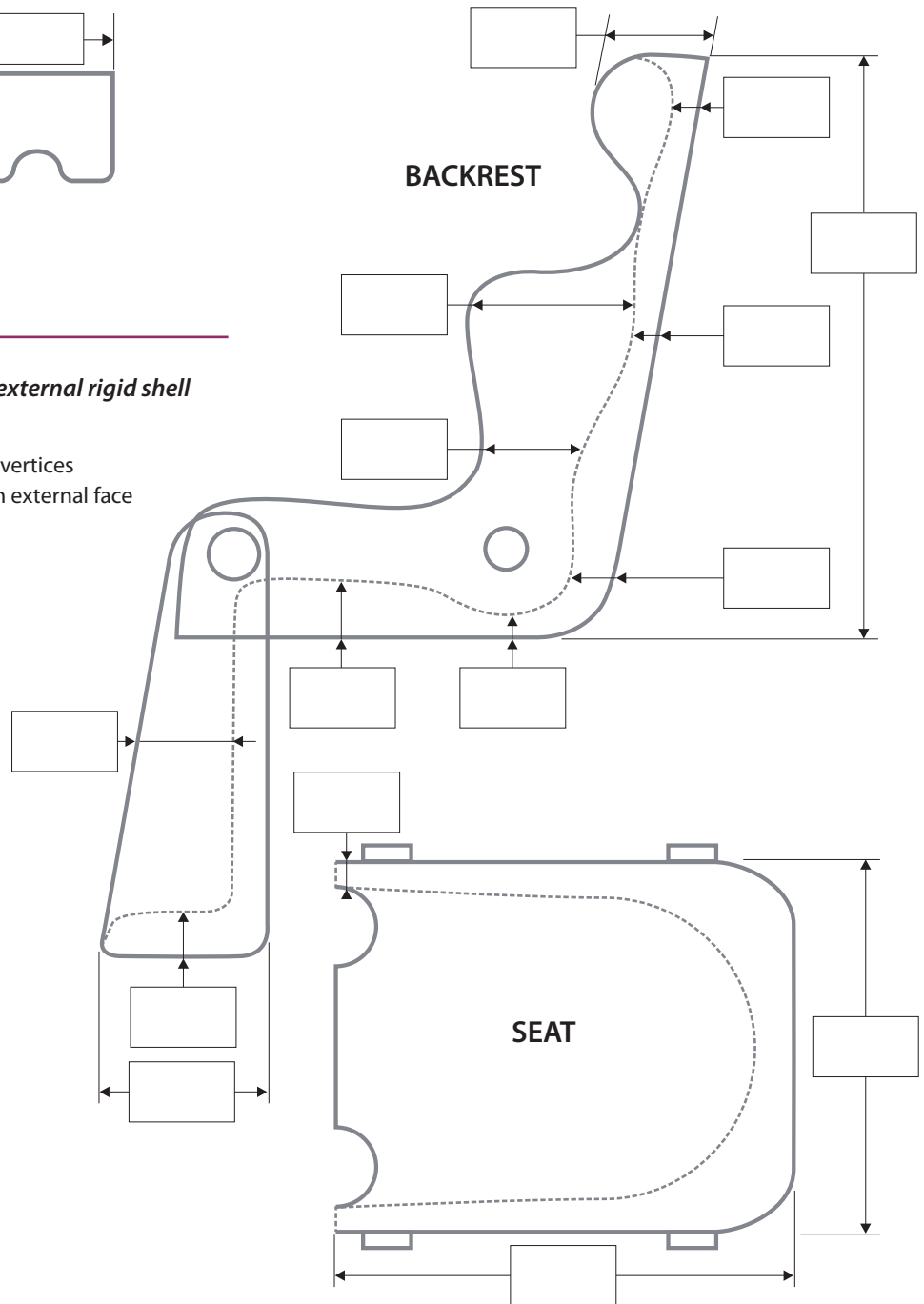
Seated profile: +/- 30 mm thigh external face

Armpit profile: +/- 40 mm



ARMPIT

BACKREST



SEAT

Box reserved for CSM

Apparatus No

Operator

CSM production ref.

Posture seating

 Date

 Request for quote

 Order

 Company

 Delivery address

 Applicator

 Private label brand

 Desired deadline

Material	Thickness
HP polyethylene	

Padding	
Faceplate	
Faceplate with braces	
Brace straps	
Femoral straps	
Abdominal straps	
Thoracic straps	
Wrist	

Transfer paper
Indicate the desired reference <i>(Refer to our Supplies catalogue or ask for our colour-sampler document)</i>
<input type="checkbox"/>
Transfer paper supplied (tick the box) <input type="checkbox"/>

Paint colour			
Dark blue	<input type="checkbox"/>	Orange	<input type="checkbox"/>
Light blue	<input type="checkbox"/>	Green	<input type="checkbox"/>
Yellow	<input type="checkbox"/>	White	<input type="checkbox"/>
Red	<input type="checkbox"/>		

Cover colour			
White	<input type="checkbox"/>	Pink	<input type="checkbox"/>
Black	<input type="checkbox"/>	Red	<input type="checkbox"/>
Navy blue	<input type="checkbox"/>	Yellow	<input type="checkbox"/>
Royal blue	<input type="checkbox"/>	Light green	<input type="checkbox"/>
Sky blue	<input type="checkbox"/>	Mauve	<input type="checkbox"/>

Chassis colour			
Dark blue	<input type="checkbox"/>	Fuchsia	<input type="checkbox"/>
Orange	<input type="checkbox"/>	Light blue	<input type="checkbox"/>
Green	<input type="checkbox"/>	Red	<input type="checkbox"/>
Black	<input type="checkbox"/>		


Box reserved for CSM

 Apparatus No

 Operator

 Delivery date

 Remarks

References	Description	Order
SAS100	Mould scan	
SAR100	Posture seat grinding	
FOOT HEAD FOAM POSTURE SEAT CORSET		
SAU100	Milling of foot head COFLEX HR41 foam posture corset	
SAU120	Milling of foot head COMED E30 foam posture corset	
SAU140	Milling of foot head COFERM HR47 foam posture corset	
BACKREST AND SEAT POSTURE SEATING CORSET		
SAU200	Milling of COFLEX HR41 foam posture seat-corset	
SAU220	Milling of COMED E30 foam posture seat-corset	
SAU240	Milling of COFERM HR47 foam posture seat-corset	
POSTURE SEAT OR BACKREST		
SAU300	Milling of seat or backrest 80 x 60 cm COFLEX HR41 foam	
SAU320	Milling of seat or backrest 80 x 60 cm COMED E30 foam	
SAU340	Milling of seat or backrest 80 x 60 cm COFERM HR47 foam	
RIGID SHELL ADAPTATION		
SACRE	Thermoformed rigid shell for foam seat corset	
SACRE100	Rigid seat or backrest	
COVER		
SAHGT	2 towelling cloth covers, large size	
SAHPT	2 towelling cloth covers, small size	
SAHAD	2 seat or backrest towelling cloth covers	
SAH100	1 head foot posture seat corset cloth cover	
SAH200	1 posture seat corset cloth cover	
SAH300	1 seat or backrest cloth cover	
PAINT		
SAPGT	Large-size paint	
SAPPT	Small-size paint	
SAPAD	Seat or backrest paint	
ADDITIONS		
SAT43Z2	Headrest, removable or not	
SAT43Z3	Headrest adjustable in 2 planes at least	
SAT43Z3D	Headrest adjustable in 3 planes at least	
SAT43Z18	Chinstrap	
SAT43Z4	Rigid, adjustable clavicle support	
SAT43Z5	Rigid, adjustable sternal support	
SAT43Z7	Removable ABD stud	
SAT43Z0809	Footrest foot and leg segments	
SAT43Z08SM	Footrest foot and leg segments without assembly	
SAT43Z08A	Knee joint assembly on footrest	
SAT43Z10	Single-block footrest	
SAT43Z10N	Single-block footrest not assembled	
SAT43Z11JB	Standard Janton tray, white	
SAT43Z11JT	Standard Janton tray, transparent	
SAT43Z12	Armrest	
SAT43Z16	Base or backrest tilting device	
SAT43Z01	Stabilisation base	
SAT43Z06	Thoracic front and/or abdomen-pelvis soft support	
SAT43Z13	Device for attaching the seat-corset to a support	
SAT43Z14	Device for attaching the femoral segment	
SAT43FOC	Aperture and stiffener reinforcement adaptor	
SAT43AF	Adaptation and finish	
SAT43Z20	Gel seat cushion	
SAT43Z21	Gel insert	