

CKB knee-brace

Company

Identification

Sex  Age  Weight  Height

Right side  Left side

Measurement date

Desired deadline

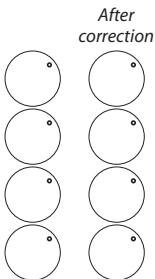
Applicator

Elements provided

- Measurements form
- Digital file
- Moulding with measurements form
- Profile/front photos with measurements form

Remarks

Angulation

- Valgum 
- Varum
- Recurvatum
- Flexum

Pathologies

Chronic laxity

- Traumatic
- Neurological
- Rheumatological

Femur-tibia gonarthrosis

- Axis defect
- No axis defect

Cruro-leg axis defect

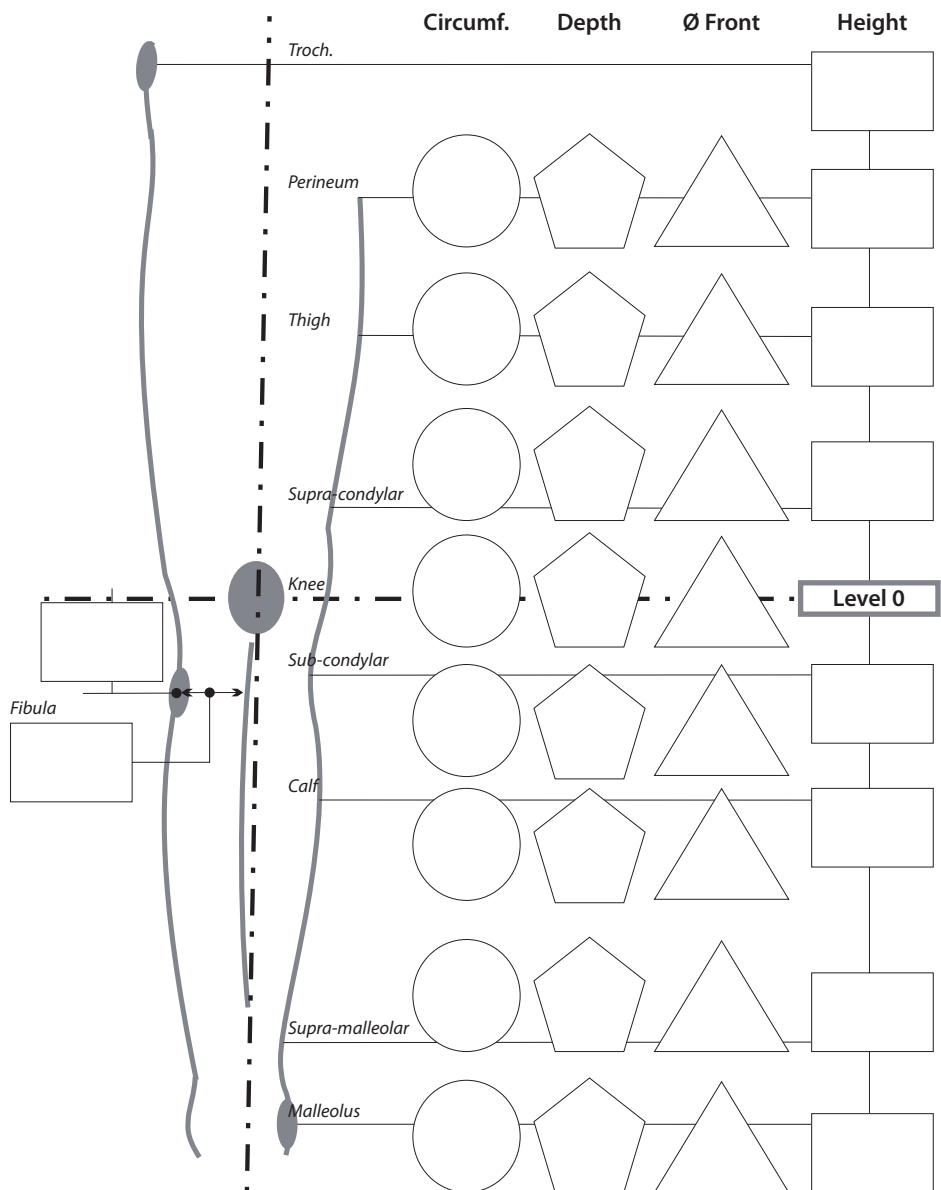
- Varum = internal supra malleolar and external supra condylar
- Valgum

Joint deformation

- Rheumatoid arthritis
- Other: \_\_\_\_\_

Patellofemoral joint lesion

- Chondritis
- Arthrosis



Box reserved for CSM

Apparatus No

Operator

CSM production ref.

**CKB knee-brace**

 Date 

 Request for quote 

 Order 

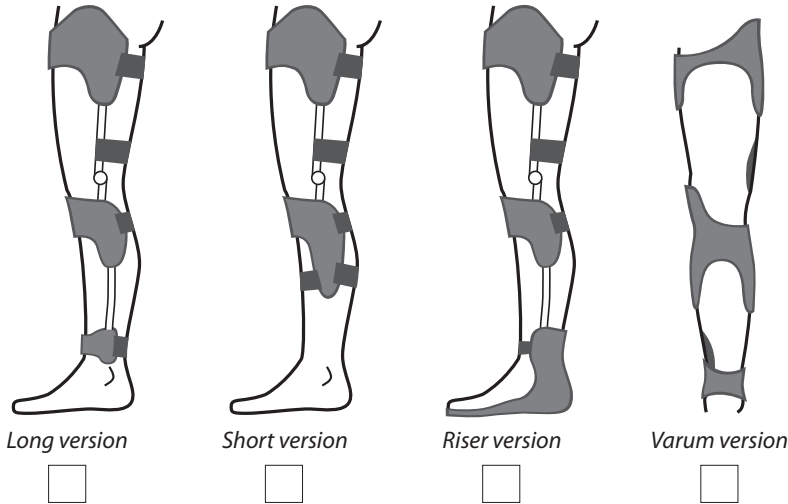
 Company 

 Delivery address 

 Applicator 

 Private label brand 

 Desired deadline 

 Remarks 

**Elements to be provided for modelling**

- Moulding with measurements form
- OR**
- Measurements form
- OR**
- Profile/front photos with measurements form
- OR**
- SL digital file (Stereo-Lithography)

**Elements to be provided for milling**

- Rodin4D digital file
- OR**
- SL digital file (Stereo-Lithography)
- OR**
- Captevia photo (.cpv)

References	Description	Order
SOI39CKBV	CKB carbon orthosis ( <b>varum version</b> )	
SOI39CKBL	CKB carbon orthosis ( <b>long version</b> )	
SOI36CKBC	CKB carbon orthosis ( <b>short version</b> )	
SOI39CKBRP	CKB carbon orthosis ( <b>polypropylene riser</b> )	
SRIKVCANCKB	Padding renewal kit: velcro straps, joint cover, 3D fabric, 4 velcros, 1.5 m self-adhesive velcro for CKB	

**Box reserved for CSM**

 Apparatus No 

 Operator 

 Delivery date 

 Remarks